


Stars In My Garden

Designed by Mimi Shimp for use with Triangle Paper for Quilters. This pattern is provided free for personal use. It may not be used for resale or any other commercial purpose.



Fabric Requirements:

White	1¼ yards
Floral	1 yard
Blue	½ yard
Rust	1 yard (includes binding)
Golden	¾ yard

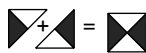
Triangle Paper™: 4 sheets 2" Quarter Square

Cutting

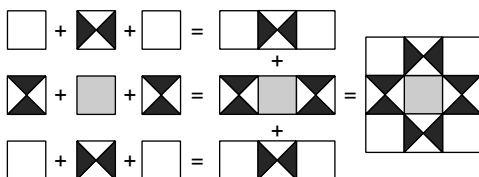
- From rust, cut 2 strips 2" x width of the fabric.
- From golden, cut 2 strips 2" x the width of the fabric.
- From floral, cut 7 strips 3½" x width of fabric. Cross-cut into 40 -3½" x 6½" rectangles. Cut one strip 2½" x width of fabric, then cross-cut into 16 -2½" squares.
- From white, cut 4 strips 2½" x width of fabric. Cross-cut into 64 -2½" squares. Cut 4 rectangles approximately 11" x 17" for the quarter squares.
- From blue, cut 4 rectangles approximately 11" x 17" for the quarter squares.

Piecing the quilt Top

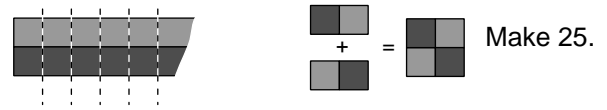
- Layer the 11" x 17" rectangles cut from the white fabric and blue fabric, right sides together, with paper against the white fabric. Stitch on all the dashed lines, cut on all the solid lines, tear paper away and press seams to the darker fabric. Piece units together to complete the squares. Make 64 squares.



- Piece the block together as you would a 9-patch block. Piece the squares together into rows, then piece the rows together. Make 16 blocks.



- Sew rust strips and golden strips together. Cross-cut into 50 -2" segments. Piece segments into 4-patches.



- Piece 4-patches and 3½" x 6½" rectangles together into rows.

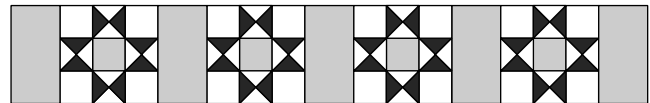
Make 3 like this.



Make 2 like this.



- Piece blocks together into rows with 3½" x 6½" rectangles. Make 5 rows.



- Piece the top together. Follow the graphic at top left and refer to the photo, if necessary.
- Layer, quilt, and bind.

Quilttime
9640 Tropical Parkway
Las Vegas, NV 89149. 702-658-7988
www.quilttime.com